

**HOANG ANH GIA LAI
AGRICULTURAL
JOINT STOCK COMPANY**

**THE SOCIALIST REPUBLIC OF VIETNAM
Independence - Freedom - Happiness**

Gia Lai, April 29th, 2026

No.: 40./2026/CV-HAGL Agrico

(About: Explanation of the loss and the variance in after-tax profit in the Financial Statements for the first quarter of 2026 compared to the corresponding period)

To: **HANOI STOCK EXCHANGE**

- Pursuant to the Law on Securities No. 54/2019/QH14 dated November 26, 2019 of the National Assembly of the Socialist Republic of Vietnam, effective from January 1, 2021;
- Pursuant to Circular No. 96/2020/TT-BTC dated November 16, 2020 of the Ministry of Finance guiding information disclosure on the securities market;
- Pursuant to separate and consolidated financial statements ("FS") for the first quarter of 2026 of Hoang Anh Gia Lai Agricultural Joint Stock Company.

Hoang Anh Gia Lai Agricultural Joint Stock Company ("the Company", stock code: HNG) hereby provides an explanation for the loss and the variance in after-tax profit in the Financial Statements for the first quarter of 2026 compared to the corresponding period as follows:

UNIT: billion VND

Indicators	FS Quarter I/2026	FS Quarter I/2025
Loss after tax in the Separate Financial Statements	(40)	(38.8)
Loss after tax in the Consolidated Financial Statements	(62.1)	(84.5)

Loss after tax in the first quarter of 2026 Separate Financial Statements was VND 40 billion, and in the Consolidated Financial Statements, it was VND 62.1 billion. The primary cause of this loss was high interest expenses.

The loss after tax in the first quarter of 2026 Separate Financial Statements: VND 40 billion, a slight increase of VND 1.2 billion compared to the first quarter of 2025. The loss was mainly due to interest expenses of VND 197.3 billion during the period, an increase from VND 189.3 billion in the same period last year.

The loss after tax in the first quarter of 2026 Consolidated Financial Statements: VND 62.1 billion, a loss reduction of VND 22.4 billion compared to the first quarter of 2025. The loss was due to financial expenses of VND 93 billion incurred in the first quarter of 2026; interest expenses decreased by approximately VND 5.6 billion compared to the first quarter of 2025, primarily from existing loans for rubber and oil palm projects that still require recognition.

The above is the explanation of the loss and the variance in after-tax profit in the Financial Statements for the first quarter of 2026 of Hoang Anh Gia Lai Agricultural Joint Stock Company.



Sincerely./.

Recipients:

- As addressed;
- Archive: Administrative Office.

**ON BEHALF OF
THE GENERAL DIRECTOR
DEPUTY GENERAL DIRECTOR**



Phan Ba Cuong



HAGL Agrico

Hoang Anh Gia Lai Agricultural Joint Stock Company

Interim separate financial statements
(Parent company financial statements)

Quarter I 2026



CONTENTS

	<i>Pages</i>
INTERIM SEPARATE FINANCIAL STATEMENTS	
Separate Interim Statement of Financial Position	1 - 2
Interim separate income statement	3 - 4
Interim separate cash flow statement	5 - 6
Notes to the interim separate financial statements	7 - 31

SEPARATE INTERIM STATEMENT OF FINANCIAL POSITION
as at 31 March 2026

VND'000

Code	ASSETS	Notes	31 March 2026	31 December 2025
100	A. CURRENT ASSETS		15,228,594,115	14,855,908,493
110	I. Cash		135,973	551,964
111	1. Cash	4	135,973	551,964
120	II. Short-term financial investments		6,868,804,444	6,868,804,444
123	1. Held-to-maturity investments	7	6,868,804,444	6,868,804,444
130	III. Current accounts receivables		8,230,169,325	7,853,871,247
131	1. Short-term trade receivables	5	2,786,216,650	2,645,905,470
132	2. Short-term advances to suppliers	6	1,451,331,301	1,431,522,620
135	3. Other short-term receivables	8	3,992,845,396	3,776,667,179
136	4. Provision for doubtful short-term receivables	5	(224,022)	(224,022)
140	IV. Inventories	9	8,340,486	17,871,860
141	1. Inventories		18,693,618	28,224,992
142	2. Provision for obsolete inventories		(10,353,132)	(10,353,132)
160	V. Other current assets		121,143,886	114,808,978
162	1. Value-added tax deductible	16	120,858,055	114,523,147
163	2. Tax and other receivables from the State	16	285,831	285,831
200	B. NON-CURRENT ASSETS		8,699,001,284	8,683,532,733
210	I. Long-term receivables		1,899,920,587	1,888,959,326
215	1. Other long-term receivables	8	1,899,920,587	1,888,959,326
220	II. Fixed assets		5,373,581	5,809,841
221	1. Tangible fixed assets	10	3,816,290	4,065,674
222	Cost		13,218,006	13,218,006
223	Accumulated depreciation		(9,401,717)	(9,152,332)
227	2. Intangible assets	11	1,557,292	1,744,167
228	Cost		5,980,000	5,980,000
229	Accumulated amortisation		(4,422,708)	(4,235,833)
260	III. Long-term investments	12	6,793,674,627	6,788,723,795
261	1. Investments in subsidiaries	12.1	4,954,817,803	4,954,817,803
262	2. Investments in associates and joint ventures	12.2	286,004,636	286,004,636
263	3. Investments in another entity	12.3	2,594,610	2,594,610
264	4. Provision for impairment of long-term investments in other entities		(2,152,890,103)	(2,152,890,103)
265	5. Held-to-maturity investments	7	3,703,147,681	3,698,196,849
270	IV. Other long-term assets		32,489	39,771
271	1. Long-term prepaid expenses	13	32,489	39,771
280	TOTAL ASSETS		23,927,595,399	23,539,441,226

SEPARATE INTERIM STATEMENT OF FINANCIAL POSITION (continued)
as at 31 March 2026

VND'000

Code	RESOURCES	Notes	31 March 2026	31 December 2025
300	C. LIABILITIES		13,584,503,075	13,156,392,812
310	I. Current liabilities		12,536,114,942	12,180,231,156
311	1. Short-term trade payables	14	297,213,575	132,334,491
312	2. Short-term advances from customers	15	441,205,430	440,043,118
314	3. Statutory obligations	16	132,185	156,007
315	4. Payables to employees		1,029,600	1,143,000
316	5. Short-term accrued expenses	17	2,059,070,870	1,871,283,382
320	6. Other short-term payables	18	172,588,693	170,396,570
321	7. Short-term loans	19	9,564,874,589	9,564,874,588
330	II. Non-current liabilities		1,048,388,133	976,161,656
331	1. Long-term trade payables	14	430,876,918	430,876,918
338	2. Other long-term payables	18	32,549,993	32,711,211
339	3. Long-term loans	19	584,961,223	512,573,527
400	D. OWNERS' EQUITY		10,343,092,324	10,383,048,414
411	1. Owner's equity	20	11,085,538,950	11,085,538,950
411a	- Shares with voting rights		11,085,538,950	11,085,538,950
412	2. Share premium		1,170,127,000	1,170,127,000
420	3. Undistributed profit after tax		(1,912,573,625)	(1,872,617,536)
420a	- Accumulated undistributed profit after tax by the end of prior year		(1,872,617,536)	(946,484,119)
420b	- Profit after tax for the period		(39,956,089)	(926,133,417)
440	TOTAL LIABILITIES AND OWNERS' EQUITY		23,927,595,399	23,539,441,226


Phan Xuan Hong Linh
Preparer

Do Vu Hai Ha
Chief AccountantPhan Ba Cuong
Deputy General
DirectorApril 29th, 2026

Hoang Anh Gia Lai Agricultural Joint Stock Company

B02-DN

INTERIM SEPARATE INCOME STATEMENT
Quarter I 2026

VND'000

Code	ITEMS	Notes	Quarter I		Accumulated from the beginning of the year to the end of this quarter	
			Current year	Previous year	Current year	Previous year
10	1. Net revenue from sale of goods and rendering of services	21.1	167,356,910	123,781,221	167,356,910	123,781,221
11	2. Cost of goods sold	22	(164,420,486)	(122,200,594)	(164,420,486)	(122,200,594)
20	3. Gross profit from sale of goods and rendering of services		2,936,424	1,580,627	2,936,424	1,580,627
21	4. Finance income	21.2	234,627,874	150,736,186	234,627,874	150,736,186
22	5. Finance expenses	23	(197,337,353)	(189,017,135)	(197,337,353)	(189,017,135)
23	<i>In which: Interest expenses</i>		(197,327,937)	(189,394,480)	(197,327,937)	(189,394,480)
25	6. Selling expenses	24	(1,056,347)	(695,940)	(1,056,347)	(695,940)
26	7. General and administrative expenses	24	(1,446,419)	(1,462,085)	(1,446,419)	(1,462,085)
30	8. Operating profit		(39,233,766)	(38,858,347)	(39,233,766)	(38,858,347)
31	9. Other income	25	912	101,635	912	101,635
32	10. Other expenses	25	(723,235)	(49,540)	(723,235)	(49,540)
40	11. Other profit	25	(722,323)	52,095	(722,323)	52,095




Hoang Anh Gia Lai Agricultural Joint Stock Company

B02-DN

INTERIM SEPARATE INCOME STATEMENT (continued)
Quarter I 2026



VND'000

Code	ITEMS	Notes	Quarter I		Accumulated from the beginning of the year to the end of this quarter	
			Current year	Previous year	Current year	Previous year
50	12. Accounting profit before tax		(39,956,089)	(38,806,252)	(39,956,089)	(38,806,252)
60	13. Net profit after tax		(39,956,089)	(38,806,252)	(39,956,089)	(38,806,252)



Phan Xuan Hong Linh
Preparer

April 29th, 2026

Do Vu Hai Ha
Chief Accountant

Phan Ba Cuong
Deputy General Director

INTERIM SEPARATE CASH FLOW STATEMENT
Quarter I 2026

VND'000

Code	ITEMS	Notes	Accumulated from the beginning of the year to the end of this quarter	
			Current year	Previous year
	I. CASH FLOW FROM OPERATING ACTIVITIES			
01	Earnings Before Tax		(39,956,089)	(38,806,252)
	<i>Adjustments for:</i>			
02	Depreciation and amortisation	10,11	436,260	210,513
03	Provisions		-	(37,571)
04	Foreign exchange gains arisen from revaluation of monetary accounts denominated in foreign currencies		(14,556,284)	(9,627,718)
05	Profits from investing activities		(143,102,659)	(141,108,469)
06	Interest expenses	23	197,327,937	189,394,480
08	Profit from operating activities before changes in working capital		149,165	24,983
09	Increase in trade and other receivables		(241,543,120)	(271,619,180)
10	Decrease in inventories		9,531,374	5,566,816
11	Increase in payables		168,519,437	84,907,289
12	Decrease/(increase) in prepayments		7,282	(12,340)
14	Interest paid		(9,324,138)	(10,150,440)
17	Other cash outflows for operating activities		(144,000)	(144,000)
20	Net cash flows used in operating activities		(72,804,001)	(191,426,872)
	II. CASH FLOWS FROM INVESTING ACTIVITIES			
27	Interest income and dividend received		221	2,760
30	Net cash flows from investing activities		221	2,760

INTERIM SEPARATE CASH FLOW STATEMENT (continued)
Quarter I 2026

VND'000

Code	ITEMS	Notes	Accumulated from the beginning of the year to the end of this quarter	
			Current year	Previous year
	III. CASH FLOWS FROM FINANCING ACTIVITIES			
33	Drawdown of loans		72,387,697	442,195,000
34	Repayment of loans		-	(263,500,000)
40	Net cash flows from financing activities		72,387,697	178,695,000
50	Net (decrease) increase in cash for the period		(416,083)	(12,729,112)
60	Cash at beginning of year	4	551,964	13,058,472
61	Impact of exchange rate fluctuation		92	74
70	Cash at the end of the period	4	135,973	329,434


Phan Xuan Hong Linh
Preparer

Do Vu Hai Ha
Chief AccountantPhan Ba Cuong
Deputy General DirectorApril 29th, 2026

NOTES TO THE INTERIM SEPARATE FINANCIAL STATEMENTS
Quarter I 2026**1. CORPORATE INFORMATION**

Hoang Anh Gia Lai Agricultural Joint Stock Company ("the Company") is a joint stock company incorporated under the Law on Enterprises of Vietnam pursuant to Enterprises Registration Certificate ("ERC") No. 5900712753 issued by the Department of Planning and Investment of Gia Lai Province (currently known as Department of Finance of Gia Lai Province) on 26 May 2010 and other twenty one (21) amended ERCs.

The Company's shares are traded on UPCOM in accordance with Decision No. 4111/TB-SGDHN and Decision No. 974-SGDHN dated 10 September 2024 issued by HNX.

The current period principal activities of the Company are rubber latex, fertilizers and agricultural supplies trading.

The company's registered head office is located at No. 15 Truong Chinh Street, Pleiku Ward, Gia Lai Province, Viet Nam.

As at 31 March 2026, the Company has five (5) direct subsidiaries, two (2) indirect subsidiaries and one (1) associate. Details are as follows:

<i>Names of subsidiaries</i>	<i>Location</i>	<i>Status of operation</i>	<i>Holding interest and voting rights (%)</i>
(1) Hoang Anh - Quang Minh Rubber Industrial and Agricultural Co., Ltd. ("HAQM Laos")	Sekong, Laos	Operating	100.00
(2) Hoang Anh Attapeu Agriculture Development Co., Ltd ("Hoang Anh Attapeu")	Attapeu, Laos	Operating	100.00
(3) Hoang Anh Rattanakiri Co., Ltd ("Hoang Anh Rattanakiri")	Rattanakiri, Cambodia	Operating	100.00
(4) Heng Brothers Co., Ltd ("Heng Brothers")	Rattanakiri, Cambodia	Operating	100.00
(5) CRD Co., Ltd ("CRD")	Rattanakiri, Cambodia	Operating	100.00
(6) Hoang Anh Oyadav One Member Co., Ltd ("Hoang Anh Oyadav")	Rattanakiri, Cambodia	Operating	100.00
(7) (Southern Laos Agricultural Investment and Business Production Co., Ltd ("Nam Lao")	Attapeu, Laos	Pre-Operating (i)	100.00

(i) Pre-operational status is the status of subsidiary that in the basic construction investment stage and has not yet commenced its main business activities as at 31 March 2026.

NOTES TO THE INTERIM SEPARATE FINANCIAL STATEMENTS (continued)
Quarter I 2026**2. BASIS OF FINANCIAL STATEMENT PREPARATION****2.1 Applied accounting standards and system**

The separate financial statements of the Company, expressed in thousands of Vietnam Dong ("VND'000"), are prepared in accordance with the Vietnamese Enterprise Accounting Regime issued under Circular No. 99/2025/TT-BTC dated 27 October 2025 and Vietnamese Accounting Standards issued by the Ministry of Finance, including:

- Decision No. 149/2001/QĐ-BTC dated 31 December 2001 on the Issuance and Promulgation of Four Vietnamese Accounting Standards (Series 1);
- Decision No. 165/2002/QĐ-BTC dated 31 December 2002 on the Issuance and Promulgation of Six Vietnamese Accounting Standards (Series 2);
- Decision No. 234/2003/QĐ-BTC dated 30 December 2003 on the Issuance and Promulgation of Six Vietnamese Accounting Standards (Series 3);
- Decision No. 12/2005/QĐ-BTC dated 15 February 2005 on the Issuance and Promulgation of Six Vietnamese Accounting Standards (Series 4); and
- Decision No. 100/2005/QĐ-BTC dated 28 December 2005 on the Issuance and Promulgation of Four Vietnamese Accounting Standards (Series 5).

Accordingly, the accompanying interim separate financial statements including their utilisation are not designed for those who are not informed about Vietnam's accounting principles, procedures and practices and furthermore are not intended to present the interim separate financial position and interim separate results of operations and interim separate cash flows in accordance with accounting principles and practices generally accepted in countries other than Vietnam.

2.2 Applied accounting documentation system

The Company's applied accounting documentation system is the General Journal system.

2.3 Accounting period

The Company's fiscal year applicable for the preparation of its separate financial statements starts on 1 January and ends on 31 December.

The separate financial statements for Quarter I 2026 are prepared for the accounting period from on 1 January 2026 to 31 March 2026.

2.4 Accounting currency

The Company has adopted VND as its accounting currency. The separate financial statements are prepared in VND'000.

NOTES TO THE INTERIM SEPARATE FINANCIAL STATEMENTS (continued)
Quarter I 2026**3. SUMMARY OF SIGNIFICANT ACCOUNTING POLICIES****3.1 Cash**

Cash comprises cash on hand and cash in banks.

3.2 Receivables

Receivables are presented in the interim separate financial statements at the carrying amounts due from customers and other debtors, after provision for doubtful receivables.

The provision for doubtful receivables represents amounts of outstanding receivables at the balance sheet date which are doubtful of being recovered. Increases or decreases to the provision balance are recorded into the general and administrative expenses in the interim separate income statements. When bad debts are determined as unrecoverable and the accountant writes off those bad debts, the differences between the provision for doubtful receivables previously made and historical cost of receivables are included in the interim separate income statement.

3.3 Inventories

Inventories are stated at the lower of cost incurred in bringing each product to its present location and condition, and net realizable value.

Net realizable value represents the estimated selling price in the ordinary course of business less the estimated costs to complete and the estimated costs necessary to make the sale.

The perpetual method is used to record inventories, which are valued as follows:

Raw materials, tools and supplies and merchandise goods	-	Cost of purchase on a weighted average basis.
Finished goods and work-in-process	-	Cost of direct materials and labour plus attributable overheads based on the normal level of activities.

Provision for obsolete inventories

An inventory provision is created for estimated loss arising due to the impairment of value (through diminution, damage, poor quality, obsolescence, etc.) of raw materials, finished goods and other inventories owned by the Company, based on appropriate evidence of impairment available at the interim balance sheet date.

Increases and decreases to the provision balance are recorded into the cost of goods sold in the interim separate income statement.

3.4 Tangible fixed assets

Tangible fixed assets are stated at cost less accumulated depreciation.

The cost of a tangible fixed asset comprises its purchase price and any directly attributable costs of bringing the tangible fixed asset to working condition for its intended use.

Expenditures for additions, improvements and renewals are added to the carrying amount of the assets and expenditures for maintenance and repairs are charged to the interim separate income statement as incurred.

When tangible fixed assets are sold or retired, any gain or loss resulting from their disposal (the difference between the net disposal proceeds and the carrying amount) is included in the interim separate income statement.

NOTES TO THE INTERIM SEPARATE FINANCIAL STATEMENTS (continued)
Quarter I 2026

3. SUMMARY OF SIGNIFICANT ACCOUNTING POLICIES (continued)

3.5 Intangible assets

Intangible assets are stated at cost less accumulated amortisation.

The cost of an intangible asset comprises its purchase price and any directly attributable costs of preparing the intangible asset for its intended use.

Expenditures for additions, improvements are added to the carrying amount of the assets and other expenditures are charged to the interim separate income statement as incurred.

When intangible assets are sold or retired, any gain or loss resulting from their disposal (the difference between the net disposal proceeds and the carrying amount) is included in the interim separate income statement.

Computer software

Computer software that is not an integral part of the hardware is recognized as an intangible fixed asset and is amortized over its estimated useful life.

3.6 Depreciation and amortisation

Depreciation of tangible fixed assets and amortisation of intangible assets are calculated on a straight-line basis over the estimated useful life of each asset as follows:

Buildings and structures	4 - 25 years
Machinery and equipment	3 - 15 years
Means of transportation & transmit instrument	2 - 10 years
Office equipment	4 - 5 years
Computer software	5 - 8 years

Land use right with indefinite term is not amortised.

3.7 Borrowing costs

Borrowing costs consist of interest and other costs that the Company incurs in connection with the borrowing of funds and are recorded as expenses during the period in which they are incurred.

3.8 Prepaid expenses

Prepaid expenses are reported as short-term or long-term prepaid expenses on the interim separate balance sheet. Prepaid expenses are amortised over the period for which the amounts are paid or the period in which economic benefits are generated in relation to these expenses.

3.9 Investments

Investments in subsidiaries

Investments in subsidiaries over which the Company has control are carried at cost.

Distributions from accumulated net profits of the subsidiaries arising subsequent to the date of acquisition are recognised in the interim separate income statement. Distributions from sources other than from such profits are considered a recovery of investment and are deducted to the cost of the investment.

Investment in an associate

Investment in an associate over which the Company has significant influence is carried at cost.

Distributions from accumulated net profits of the associate arising subsequent to the date of acquisition by the Company are recognised in the interim separate income statement. Distributions from sources other than from such profits are considered a recovery of investment and are deducted to the cost of the investment.

NOTES TO THE INTERIM SEPARATE FINANCIAL STATEMENTS (continued)
Quarter I 2026**3. SUMMARY OF SIGNIFICANT ACCOUNTING POLICIES (continued)****3.9 Investments (continued)***Investment in another entity*

Investment in another entity is stated at their acquisition costs.

Provision for diminution in value of investments

Provision of the investment is made when there are reliable evidences of the diminution in value of those investments at the interim balance sheet date. Increases and decreases to the provision balance are recorded as finance expense in the interim separate income statement.

3.10 Payables and accruals

Payables and accruals are recognised for amounts to be paid in the future for goods and services received, whether or not billed to the Company.

3.11 Foreign currency transactions

Transactions in currencies other than the Company's reporting currency of VND are recorded at the actual transaction exchange rates at transaction dates which are determined as follows:

- ▶ Transactions resulting in receivables are recorded at the buying exchange rates of the commercial banks designated for collection;
- ▶ Transactions resulting in liabilities are recorded at the selling exchange rates of the transaction of commercial banks designated for payment; and
- ▶ Transaction for purchasing assets or expenses paid immediately in foreign currency (not through payable accounts) are recorded at the buying exchange rates of the commercial banks where the enterprise makes the payment.

At the end of the period, monetary balances denominated in foreign currencies are translated at the actual transaction exchange rates which are determined as follows: Assets and liabilities are translated into Vietnam Dong (VND) at the average of the buying and selling transfer exchange rates of the commercial bank where the Company regularly conducts its transactions.

All actual exchange rate differences arising during the period and differences from the revaluation of foreign currency-denominated monetary balances at the period-end are accounted for in the interim separate operating results.

3.12 Appropriation of net profits

Net profit after corporate income tax is available for appropriation to shareholders after the Board of Directors' recommendation and approval in the Shareholder's Meeting, and after making appropriation to reserve funds in accordance with the Company's Charter and Vietnam's regulatory requirements.

Revenue is recognised to the extent that it is probable that the economic benefits will flow to the Company and the revenue can be reliably measured. Revenue is measured at the fair value of the consideration received or receivable, excluding trade discount, rebate and sales return. The following specific recognition criteria must also be met before revenue is recognised:

Sale of goods

Revenue is recognised when the significant risks and rewards of ownership of the goods have passed to the buyer, usually upon the delivery of the goods.

Rendering of services

Revenue from rendering of services is recognised when the services are rendered.

3. SUMMARY OF SIGNIFICANT ACCOUNTING POLICIES (continued)

NOTES TO THE INTERIM SEPARATE FINANCIAL STATEMENTS (continued)
Quarter I 2026**3.13 Revenue recognition***Interest*

Interest is recognised as the interest accrues (taking into account the effective yield on the asset) unless collectability is in doubt.

Dividend

Dividend is recognised when the Company's entitlement as an investor to receive the dividend is established.

3.14 Taxation*Current income tax*

Current income tax assets and liabilities for the current and prior periods are measured at the amount expected to be recovered from or paid to the taxation authorities. The tax rates and tax laws used to compute the amount are those that are enacted as at the interim balance sheet date.

Current income tax is charged or credited to the interim separate income statement, except when it relates to items recognised directly to equity, in which case the current income tax is also dealt with in equity.

Current income tax assets and liabilities are offset when there is a legally enforceable right for the Company to offset current tax assets against current tax liabilities and when the Company intends to settle its current tax assets and liabilities on a net basis.

Deferred tax

Deferred tax is provided using the liability method on temporary differences at the interim balance sheet date between the tax base of assets and liabilities and their carrying amount for interim separate financial statements purposes.

Deferred tax liabilities are recognised for all taxable temporary differences, except:

- ▶ where the deferred tax liability arises from the initial recognition of an asset or liability in a transaction which at the time of the related transaction affects neither the accounting profit nor taxable profit or loss; and
- ▶ in respect of taxable temporarily differences associated with investments in subsidiaries and associate, and interests in joint ventures where timing of the reversal of the temporary difference can be controlled and it is probable that the temporary difference will not reverse in the foreseeable future.

Deferred tax (continued)

Deferred tax assets are recognised for all deductible temporary differences, carried forward unused tax credit and unused tax losses, to the extent that it is probable that taxable profit will be available against which deductible temporary differences, carried forward unused tax credit and unused tax losses can be utilised, except:

- ▶ where the deferred tax asset in respect of deductible temporary difference which arises from the initial recognition of an asset or liability which at the time of the related transaction, affects neither the accounting profit nor taxable profit or loss; and
- ▶ in respect of deductible temporarily differences associated with investments in subsidiaries, associate, and interests in joint ventures; deferred tax assets are recognised only to the extent that it is probable that the temporary differences will reverse in the foreseeable future and taxable profit will be available against which the temporary differences can be utilised.

NOTES TO THE INTERIM SEPARATE FINANCIAL STATEMENTS (continued)
Quarter I 2026**3. SUMMARY OF SIGNIFICANT ACCOUNTING POLICIES (continued)****3.14 Taxation (continued)**

The carrying amount of deferred tax assets is reviewed at each interim balance sheet date and reduced to the extent that it is no longer probable that sufficient taxable profit will be available to allow all or part of the deferred tax asset to be utilised. Previously unrecognised deferred tax assets are re-assessed at each interim balance sheet date and are recognised to the extent that it has become probable that future taxable profit will allow the deferred tax assets to be recovered.

Deferred tax assets and liabilities are measured at the tax rates that are expected to apply in the period when the asset is realised, or the liability is settled based on tax rates and tax laws that have been enacted at the interim balance sheet date.

Deferred tax is charged or credited to the interim separate income statement, except when it relates to items recognised directly to equity, in which case the deferred tax is also dealt with in the equity account.

Deferred tax assets and liabilities are offset when there is a legally enforceable right for the Company to offset current tax assets against current tax liabilities and when they relate to income taxes levied by the same taxation authority on either the same taxable entity or when the Company intends either settle current tax liabilities and assets on a net basis or to realise the assets and settle the liabilities simultaneously, in each future period in which significant amounts of deferred tax liabilities or assets are expected to be settled or recovered.

3.15 Related parties

Parties are considered to be related parties of the Company if one party has the ability to control the other party or exercise significant influence over the other party in making financial and operating decisions, or when the Company and other party are under common control or under common significant influence. Related parties can be enterprises or individuals, including their close family members.

4. CASH

	31 March 2026	VND'000 31 December 2025
Cash in banks	135,973	551,964
TOTAL	135,973	551,964

5. SHORT-TERM TRADE RECEIVABLES

	31 March 2026	VND'000 31 December 2025
Trade receivables from related parties (Note 27)	2,786,012,660	2,645,701,480
Trade receivables from third parties	203,990	203,990
- Others	203,990	203,990
TOTAL	2,786,216,650	2,645,905,470
Provision for doubtful receivables	(224,022)	(224,022)
NET	2,785,992,628	2,645,681,448

NOTES TO THE INTERIM SEPARATE FINANCIAL STATEMENTS (continued)
Quarter I 2026**6. SHORT-TERM ADVANCE TO SUPPLIERS**

	VND'000	
	31 March 2026	31 December 2025
Advance to related parties (Note 27)	1,442,033,723	1,428,522,620
Advance to third parties	9,297,578	3,000,000
- Song Tran Production and Trading Co., Ltd.	31,279	-
- Others	9,266,299	3,000,000
TOTAL	<u>1,451,331,301</u>	<u>1,431,522,620</u>

7. HELD-TO-MATURITY INVESTMENTS

	VND'000	
	31 March 2026	31 December 2025
Short-term	6,868,804,444	6,868,804,444
Held-to-maturity investments in related parties (Note 27)	6,868,804,444	6,868,804,444
Long-term	3,703,147,681	3,698,196,849
Held-to-maturity investments in related parties (Note 27)	1,591,813,414	1,590,401,985
Held-to-maturity investments in Lao Government securities (*)	2,111,334,267	2,107,794,864
TOTAL	<u>10,571,952,125</u>	<u>10,567,001,293</u>

(*) This represented non-bearing interest loans granted to the Laos Government in order to finance the construction of Nongkhang International Airport in Huaphan Province and Attapeu International Airport in Attapeu Province, Lao People's Democratic Republic. These loan receivables shall be offset against the future tax obligations and other payables that the Company and its subsidiaries owed to the Laos Government or paid by cash.

8. OTHER RECEIVABLES

	VND'000	
	31 March 2026	31 December 2025
Short-term	3,992,845,396	3,776,667,179
Offsetting receivables from related parties (Note 27)	3,992,316,028	3,776,262,811
Others	529,368	404,368
Long-term	1,899,920,587	1,888,959,326
Other receivables from a related party (Note 27)	1,899,920,587	1,888,959,326
TOTAL	<u>5,892,765,983</u>	<u>5,665,626,505</u>

9. INVENTORIES

	VND'000	
	31 March 2026	31 December 2025
Merchandises	18,693,618	22,777,609
Goods in transit	-	5,447,383
TOTAL	<u>18,693,618</u>	<u>28,224,992</u>
Provision for obsolete inventories	(10,353,132)	(10,353,132)
NET	<u>8,340,486</u>	<u>17,871,860</u>

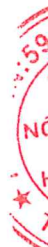
Hoang Anh Gia Lai Agricultural Joint Stock Company

B09a-DN

NOTES TO THE INTERIM SEPARATE FINANCIAL STATEMENTS (continued)
Quarter I 2026

10. TANGIBLE FIXED ASSETS

	Means of transportation	Office equipment	Machinery and equipment	Total
Cost				VND'000
As at 31 December 2025	9,941,178	2,966,173	310,655	13,218,006
As at 31 March 2026	9,941,178	2,966,173	310,655	13,218,006
Accumulated depreciation				
As at 31 December 2025	(5,878,585)	(2,963,092)	(310,655)	(9,152,332)
Depreciation for the period	(247,536)	(1,848)	-	(249,384)
As at 31 March 2026	(6,126,121)	(2,964,941)	(310,655)	(9,401,717)
Net carrying amount				
As at 31 December 2025	4,062,593	3,081	-	4,065,674
As at 31 March 2026	3,815,057	1,232	-	3,816,290



NOTES TO THE INTERIM SEPARATE FINANCIAL STATEMENTS (continued)
Quarter I 2026

11. INTANGIBLE ASSETS

	VND'000
	<i>Computer software</i>
Cost	
As at 31 December 2025	5,980,000
As at 31 March 2026	5,980,000
Accumulated depreciation	
As at 31 December 2025	(4,235,833)
Amortisation for the period	(186,875)
As at 31 March 2026	(4,422,708)
Net carrying amount	
As at 31 December 2025	1,744,167
As at 31 March 2026	1,557,292

12. LONG-TERM INVESTMENTS

	VND'000			
	31 March 2026		31 December 2025	
	<i>Cost</i>	<i>Provision</i>	<i>Cost</i>	<i>Provision</i>
Investments in subsidiaries (Note 12.1)	4,954,817,803	(2,150,295,493)	4,954,817,803	(2,150,295,493)
Investments in another entity (Note 12.2)	286,004,636	-	286,004,636	-
Investments in another entity (Note 12.3)	2,594,610	(2,594,610)	2,594,610	(2,594,610)
Held-to-maturity investments (Note 7)	3,703,147,681	-	3,698,196,849	-
TOTAL	8,946,564,730	(2,152,890,103)	8,941,613,898	(2,152,890,103)

Hoang Anh Gia Lai Agricultural Joint Stock Company

B09-DN

NOTES TO THE INTERIM SEPARATE FINANCIAL STATEMENTS (continued)
Quarter I 2026

12. LONG-TERM INVESTMENTS (continued)

12.1 Investments in subsidiaries

Details of investments in the subsidiaries are as follows:

Name of subsidiaries	Business activities	31 March 2026			31 December 2025		
		Holding and voting (%)	Cost VND'000	Provision VND'000	Holding and voting (%)	Cost VND'000	Provision VND'000
Hoang Anh Attapeu	Industrial and agricultural plantation, cow breeding and construction	100,00	2,101,029,560	(2,101,029,560)	100,00	2,101,029,560	(2,101,029,560)
HAQM Laos	Industrial and agricultural plantation	100,00	1,081,159,132	-	100,00	1,081,159,132	-
Hoang Anh Rattanakiri	Industrial and agricultural plantation	100,00	943,987,719	-	100,00	943,987,719	-
Hoang Anh Oyadav	Industrial and agricultural plantation	100,00	828,641,392	(49,265,933)	100,00	828,641,392	(49,265,933)
TOTAL			4,954,817,803	(2,150,295,493)		4,954,817,803	(2,150,295,493)



Hoang Anh Gia Lai Agricultural Joint Stock Company

B09-DN

NOTES TO THE INTERIM SEPARATE FINANCIAL STATEMENTS (continued)
Quarter I 2026

12. LONG-TERM INVESTMENTS (continued)

12.2 Investments in another entity

Name	Business activity	31 March 2026		31 December 2025	
		Holding and voting (%)	Cost VND'000	Holding and voting (%)	Cost VND'000
Bidiphar Rubber Joint Stock Company ("Bidiphar")	Planting, exploiting and processing rubber products	49,14	286,004,636	49,14	286,004,636

12.3 Investments in another entity

Name	Business activity	31 March 2026		31 December 2025	
		Holding and voting (%)	Cost VND'000	Holding and voting (%)	Cost VND'000
Canh Dong Vang Agriculture and Forestry Joint Stock Company	Trading fruits	15,00	2,594,610	15,00	2,594,610
			(2,594,610)		(2,594,610)

NOTES TO THE INTERIM SEPARATE FINANCIAL STATEMENTS (continued)
Quarter I 2026

13. LONG-TERM PREPAID EXPENSES

	31 March 2026	VND'000 31 December 2025
Tools and supplies	32,489	39,771
TOTAL	32,489	39,771

14. ACCOUNTS PAYABLE


	31 March 2026	VND'000 31 December 2025
Short-term	297,213,575	132,334,491
Trade payables to related parties (Note 27)	290,945,371	126,555,448
Trade payables to third parties	6,268,204	5,779,043
Long-term	430,876,918	430,876,918
Trade payables to related parties (Note 27)	430,876,918	430,876,918
TOTAL	728,090,493	563,211,409

15. SHORT-TERM ADVANCES FROM CUSTOMERS

	31 March 2026	VND'000 31 December 2025
Advances from a related party (Note 27)	441,205,430	440,043,118
TOTAL	441,205,430	440,043,118

16. TAX AND OTHER RECEIVABLES/ PAYABLES FROM THE STATE

	31 March 2026	VND'000 31 December 2025
Tax and other receivables from the State		
Value added tax	120,858,055	114,523,147
Corporate income tax (Note 26)	285,831	285,831
TOTAL	121,143,886	114,808,978
Tax and other payables from the State		
Personal income tax	132,185	156,007
TOTAL	132,185	156,007



NOTES TO THE INTERIM SEPARATE FINANCIAL STATEMENTS (continued)
Quarter I 2026

17. SHORT-TERM ACCRUED EXPENSES

	31 March 2026	VND'000 31 December 2025
Interest expenses	2,031,757,975	1,843,754,176
Operating expenses	27,312,895	27,529,206
	<u>2,059,070,870</u>	<u>1,871,283,382</u>
<i>In which:</i>		
Short-term accrued expenses to related parties (Note 27)	2,031,098,008	1,843,202,157
Others	27,972,862	28,081,225

18. OTHER PAYABLES

	31 March 2026	VND'000 31 December 2025
Short-term	172,588,693	170,396,570
Payables to related parties (Note 27)	162,002,140	162,625,965
Other payables	10,586,554	7,770,605
Long-term	32,549,993	32,711,211
Payables to related parties (Note 27)	32,549,993	32,711,211
TOTAL	<u>205,138,686</u>	<u>203,107,781</u>

19. LOANS

	31 March 2026	VND'000 31 December 2025
Short-term	9,564,874,588	9,564,874,588
Current portion of long-term loans from a related party (Note 19.1)	5,132,714,070	5,132,714,070
Short-term loans from a related party (Note 19.2)	3,932,160,518	3,932,160,518
Short-term bank loan (Note 19.3)	500,000,000	500,000,000
Long-term	584,961,223	512,573,527
Long-term loans from a related party (Note 19.1)	584,961,223	512,573,527
TOTAL	<u>10,149,835,811</u>	<u>10,077,448,115</u>

275
TY
AN
GHI
STÉ
GAN
LAI
GIA

NOTES TO THE INTERIM SEPARATE FINANCIAL STATEMENTS (continued)
Quarter I 2026**19. LOANS (continued)****19.1 Long-term loan from a related party**

	31 March 2026	VND'000 31 December 2025
Truong Hai Agriculture Joint Stock Company ("THACO AGRI")	5,717,675,293	5,645,287,597
TOTAL	5,717,675,293	5,645,287,597
<i>In which:</i>		
Long-term loan from a related party	584,961,223	512,573,527
Current portion of long-term loan from a related party within one year	5,132,714,070	5,132,714,070

19.2 Short-term loans from a related party

	31 March 2026	VND'000 31 December 2025
THACO AGRI	3,932,160,519	3,932,160,518
TOTAL	3,932,160,519	3,932,160,518

19.3 Short-term loan from a bank

	31 March 2026	VND'000 31 December 2025
Tien Phong Commercial Joint Stock Bank - Ha Noi Branch	500,000,000	500,000,000
TOTAL	500,000,000	500,000,000

NOTES TO THE INTERIM SEPARATE FINANCIAL STATEMENTS (continued)
Quarter I 2026

20. OWNERS' EQUITY (continued)	VND'000			
20.1 Increase and decrease in owner's equity	Share capital	Share Premium	Accumulated losses	Total
Previous year				
As at 1 January 2025	11,085,538,950	1,170,127,000	(946,358,119)	11,309,307,831
Net loss for the year	-	-	(38,806,252)	(38,806,252)
As at 31 March 2025	11,085,538,950	1,170,127,000	(985,164,371)	11,270,501,579
Current year				
As at 1 January 2025	11,085,538,950	1,170,127,000	(1,872,617,536)	10,383,048,414
Net loss for the year	-	-	(39,956,089)	(39,956,089)
As at 31 March 2026	11,085,538,950	1,170,127,000	(1,912,573,625)	10,343,092,325

NOTES TO THE INTERIM SEPARATE FINANCIAL STATEMENTS (continued)
Quarter I 2026**20. OWNERS' EQUITY (continued)****20.2 Shares**

	31 March 2026	31 December 2025
Shares authorised to be issued	1,108,553,895	1,108,553,895
Shares issued and fully paid	1,108,553,895	1,108,553,895
<i>Ordinary shares</i>	<i>1,108,553,895</i>	<i>1,108,553,895</i>
Outstanding shares	1,108,553,895	1,108,553,895
<i>Ordinary shares</i>	<i>1,108,553,895</i>	<i>1,108,553,895</i>
<i>In which:</i>		
<i>Freely transferable shares</i>	<i>1,108,553,895</i>	<i>1,108,553,895</i>

The Company's ordinary shares are issued with par value of VND 10,000 per share. The holders of ordinary shares are entitled to receive dividends as and when declared by the Company. Each ordinary share carries one vote per share without restriction.



Hoang Anh Gia Lai Agricultural Joint Stock Company

B09-DN

NOTES TO THE INTERIM SEPARATE FINANCIAL STATEMENTS (continued)
Quarter I 2026

21. REVENUE

21.1 Revenue from sale of goods and rendering services

	Quarter I		Accumulated from the beginning of the year to the end of this quarter	
	Current year	Previous year	Current year	Previous year
Net revenue	167,356,910	123,781,221	167,356,910	123,781,221
<i>In which:</i>				
Revenue from sale of goods	131,960,900	106,648,721	131,960,900	106,648,721
Revenue from sale of rubber latex	31,732,115	17,132,500	31,732,115	17,132,500
Revenue from rendering services	3,663,895	-	3,663,895	-

VND'000

21.2 Finance income

	Quarter I		Accumulated from the beginning of the year to the end of this quarter	
	Current year	Previous year	Current year	Previous year
Interest income	143,102,438	141,105,708	143,102,438	141,105,708
Unrealized foreign exchange gains	14,567,270	9,627,718	14,567,270	9,627,718
Bank interest	221	2,760	221	2,760
TOTAL	157,669,929	150,736,186	157,669,929	150,736,186

VND'000

NOTES TO THE INTERIM SEPARATE FINANCIAL STATEMENTS (continued)
Quarter I 2026

22. COST OF GOODS SOLD AND SERVICES RENDERED

	Quarter I		Accumulated from the beginning of the year to the end of this quarter	
	Current year	Previous year	Current year	Previous year
				VND'000
Cost of goods sold	130,874,320	105,819,275	130,874,320	105,819,275
Cost of rubber latex sold	29,993,179	16,381,319	29,993,179	16,381,319
Cost of services rendered	3,552,987	-	3,552,987	-
TỔNG CỘNG	164,420,486	122,200,594	164,420,486	122,200,594

23. FINANCE EXPENSES

	Quarter I		Accumulated from the beginning of the year to the end of this quarter	
	Current year	Previous year	Current year	Previous year
				VND'000
Interest expenses	197,327,937	189,394,480	197,327,937	189,394,480
Realized foreign exchange losses	-	66,076	-	66,076
Reversal of other financial expenses	-	(670,272)	-	(670,272)
Others	9,416	226,851	9,416	226,851
TOTAL	197,337,353	189,017,135	197,337,353	189,017,135

Hoang Anh Gia Lai Agricultural Joint Stock Company

B09-DN

NOTES TO THE INTERIM SEPARATE FINANCIAL STATEMENTS (continued)
Quarter I 2026

24. SELLING AND GENERAL AND ADMINISTRATIVE EXPENSES

	Quarter I		VND'000	
	Current year	Previous year	Current year	Previous year
Selling expenses	1,056,347	695,940	1,056,347	695,940
External service expenses	883,073	415,290	883,073	415,290
Labour costs	173,274	263,850	173,274	263,850
Others	-	16,800	-	16,800
General and administrative expenses	1,446,419	1,462,085	1,446,419	1,462,085
Labour costs	1,158,382	1,116,433	1,158,382	1,116,433
Depreciation and amortisation expenses	213,253	209,658	213,253	209,658
External service expenses	74,784	48,444	74,784	48,444
Others	-	87,550	-	87,550
TOTAL	2,502,766	2,158,025	2,502,766	2,158,025

25. OTHER INCOME AND EXPENSES

	Quarter I		VND'000	
	Current year	Previous year	Current year	Previous year
Other income	912	101,635	912	101,635
Others	912	19,817	912	19,817
Profit from disposal of assets	-	81,818	-	81,818
Other expenses	723,235	49,540	723,235	49,540
Non-deductible value added tax	718,695	-	718,695	-
Depreciation of discontinued assets	4,540	4,540	4,540	4,540
Penalties	-	45,000	-	45,000
Other income	(722,323)	52,095	(722,323)	52,095



NOTES TO THE INTERIM SEPARATE FINANCIAL STATEMENTS (continued)
Quarter I 2026**26. CORPORATE INCOME TAX**

The Corporate income tax rate ("CIT") applicable to the company is 20% of taxable profit.

The Company's tax returns are subject to examination by the tax authorities. Because the application of tax laws and regulations to many types of transactions is susceptible to varying interpretations, the amounts reported in the interim separate financial statements could change at a later date upon final determination by the tax authorities.

Current corporate income tax

Current CIT payable is determined based on the taxable income of the current period. Taxable income differs from the income reported in the interim separate income statements because it excludes items of income and expense that are taxable or deductible in other periods and it further excludes items that are not taxable or deductible. The company's current CIT payable is calculated the tax rates that have been enacted by the end of the period.

The CIT expenses for the period are calculated as follows:

	<i>For the three-month period ended 31 March 2026</i>	<i>VND'000 For the three-month period ended 31 March 2025</i>
Accounting profit before tax	(39,956,089)	(38,806,252)
Non-deductible interest expense related to Decree No. 132/2020/ND-CP	49,596,946	-
Non-deductible expenses	450,404	38,248
Foreign exchange differences	(13,748,471)	(9,996,891)
Estimated tax loss	(3,657,210)	(48,764,895)
Tax loss carried forward to future periods	(3,657,210)	(48,764,895)
CIT over-paid at the beginning of the year	(285,831)	(285,831)
CIT over-paid at the end of the period (Note 16)	(285,831)	(285,831)

NOTES TO THE INTERIM SEPARATE FINANCIAL STATEMENTS (continued)
Quarter I 2026**27. TRANSACTIONS WITH RELATED PARTIES**

Significant transactions with related parties during the period were as follows:

			VND'000
<i>Related parties</i>	<i>Relationship</i>	<i>Transactions</i>	<i>Amount</i>
THACO AGRI	Company with the same members of BOD	Interest expenses Sale of goods and rendering of services	188,027,622 135,453,988
Hoang Anh Attapeu	Subsidiary	Interest income Purchase of goods	105,941,521 17,738,654
Hoang Anh Oyadav	Subsidiary	Interest income	15,460,841
Hoang Anh Rattanakiri	Subsidiary	Interest income	12,076,861
HAQM Laos	Subsidiary	Interest income Purchase of goods	9,260,190 6,807,141
THACO AUTO Distribution Company Limited	Subsidiary of company with the same members of BOD	Purchase of goods	1,111,111
Thilogi Indochina Cross Border Trucking Co., Ltd	Subsidiary of company with the same members of BOD	Purchase of services	883,073
Southern Laos	Subsidiary	Interest income	363,014

Amounts due from and due to related parties as at 31 March 2026 were as follows:

			VND'000
<i>Related parties</i>	<i>Relationship</i>	<i>Transactions</i>	<i>Amounts</i>
Short-term trade receivables (Note 5)			
Hoang Anh Attapeu	Subsidiary	Sale of goods and rendering of services	2,238,591,518
Southern Laos	Subsidiary	Sale of goods and rendering of services	444,708,996
HAQM Laos	Subsidiary	Sale of goods and rendering of services	50,287,401
Hoang Anh Oyadav	Subsidiary	Sale of goods and rendering of services	39,842,600
CRD	Subsidiary	Sale of goods	12,498,626
TRUNG NGUYEN COW LIVESTOCK CO., LTD	Subsidiary of company with the same members of BOD	Sale of goods	83,520
TOTAL			2,786,012,660

NOTES TO THE INTERIM SEPARATE FINANCIAL STATEMENTS (continued)
Quarter I 2026

27. TRANSACTIONS WITH RELATED PARTIES (continued)

Amounts due from and due to related parties as at 31 March 2026 were as follows:

<i>Related parties</i>	<i>Relationship</i>	<i>Transactions</i>	<i>VND'000</i> <i>Amounts</i>
Short-term advances to suppliers (Note 6)			
Hoang Anh Attapeu	Subsidiary	Purchase of goods	809,361,164
HAQM Laos	Subsidiary	Purchase of goods	632,672,559
TOTAL			<u>1,442,033,723</u>
Held-to-maturity investments (Short-term loan receivables) (Note 7)			
Hoang Anh Attapeu	Subsidiary	Lending	4,851,032,056
Hoang Anh Rattanakiri	Subsidiary	Lending	805,908,354
HAQM Laos	Subsidiary	Lending	620,432,694
Hoang Anh Oyadav	Subsidiary	Lending	591,431,340
TOTAL			<u>6,868,804,444</u>
Held-to-maturity investments (Long-term loan receivables) (Note 7)			
Hoang Anh Attapeu	Subsidiary	Lending	1,310,239,028
Hoang Anh Oyadav	Subsidiary	Lending	262,454,605
Southern Laos	Subsidiary	Lending	19,119,781
TOTAL			<u>1,591,813,414</u>
Other short-term receivables (Note 8)			
Hoang Anh Attapeu	Subsidiary	Offsetting	2,081,425,105
		Interest income	1,232,735,712
		Payment on behalf	178,344,427
HAQM Laos	Subsidiary	Interest income	201,396,304
		Offsetting	22,565,052
		Payment on behalf	1,110,999
CRD	Subsidiary	Offsetting	90,347,528
Southern Laos	Subsidiary	Payment on behalf	84,010,031
		Interest income	363,014
THACO AGRI	Company with the same members of the Board of Directors ("BOD")	Offsetting	63,317,049
Hoang Anh Oyadav	Subsidiary	Interest income	24,524,547
		Payment on behalf	43,268
Hoang Anh Rattanakiri	Subsidiary	Interest income	12,076,861
		Payment on behalf	56,133
TOTAL			<u>3,992,316,028</u>

NOTES TO THE INTERIM SEPARATE FINANCIAL STATEMENTS (continued)
Quarter I 2026**27. TRANSACTIONS WITH RELATED PARTIES (continued)**

Amounts due from and due to related parties as at 31 March 2026 were as follows:
(continued):

<i>Related parties</i>	<i>Relationship</i>	<i>Transactions</i>	<i>VND'000</i> <i>Amounts</i>
<i>Other long-term receivables (Note 8)</i>			
Hoang Anh Attapeu	Subsidiary	Interest income	1,768,632,549
		Others	31,461,477
HAQM Laos	Subsidiary	Interest income	72,306,516
Southern Laos	Subsidiary	Interest income	996,272
		Others	18,028,434
Hoang Anh Oyadav	Subsidiary	Interest income	8,495,339
TOTAL			<u>1,899,920,587</u>
<i>Short-term trade payables (Note 14)</i>			
THACO AGRI	Company with the same members of BOD	Purchase of goods	198,414,564
THACO AUTO Distribution Company Limited	Company with the same members of the Board of Directors ("BOD")	Purchase of goods	47,363,000
Hoang Anh Attapeu	Subsidiary	Purchase of goods	27,572,912
HAQM Lào	Subsidiary	Purchase of goods	10,700,722
Truong Hai Group Corporation	Company with the same members of BOD	Purchase of fixed assets	4,830,000
Thilogi Indochina Cross Border Trucking Co., Ltd	Subsidiary of company with the same members of BOD	Purchase of services	2,064,173
TOTAL			<u>290,945,371</u>
<i>Long-term trade payables (Note 14)</i>			
THACO AGRI	Company with the same members of BOD	Purchase of goods	<u>430,876,918</u>
<i>Short-term advance from a customer (Note 15)</i>			
THACO AGRI	Company with the same members of BOD	Advance to purchase goods	<u>441,205,430</u>
<i>Short-term accrual expenses (Note 17)</i>			
THACO AGRI	Company with the same members of BOD	Interest payables	2,031,098,008
TOTAL			<u>2,031,098,008</u>

NOTES TO THE INTERIM SEPARATE FINANCIAL STATEMENTS (continued)
Quarter I 2026**27. TRANSACTIONS WITH RELATED PARTIES (continued)**

Amounts due from and due to related parties as at 31 March 2026 were as follows:
(continued):

Other short-term payables (Note 18)

Hoang Anh Rattanakiri	Subsidiary	Offsetting	133,165,883
Heng Brothers	Subsidiary	Offsetting	10,624,326
THACO AGRI	Company with the same members of BOD	Other payables	10,563,731
Hoang Anh Attapeu		Receipt on behalf	7,648,200
TOTAL			<u>162,002,140</u>

Other long-term payables (Note 18)

Heng Brothers	Subsidiary	Offsetting	<u>32,549,993</u>
---------------	------------	------------	-------------------

28. EVENTS AFTER THE INTERIM BALANCE SHEET DATE

There is no other matter or circumstance that has arisen since the interim balance sheet date that requires adjustment or disclosure in the interim separate financial statements of the Company.



Phan Xuan Hong Linh
Preparer



Do Vu Hai Ha
Chief Accountant




Phan Ba Cuong
Deputy General Director

April 29th, 2026